

**KVM - Wok / Kimchi HTML5 Web Manager** ..... 3

**(On CentOS 7)** ..... 3

    NetworkManager ..... 3

    firewalld ..... 3

    selinux ..... 3

    EPEL ..... 4

    (        ) ..... 4

**Wok / Kimchi** ..... 4

    ..... 4

    ..... 5

    ..... 5

    ..... 7

    ..... 7

    ..... 8



# KVM - Wok / Kimchi HTML5 Web Manager

: <https://github.com/kimchi-project/kimchi>

Kimchi KVM HTML5 . 가 KVM  
KVM . Kimchi Wok . Kimchi libvirt  
KVM HTML5

## (On CentOS 7)

CentOS 7 가

### NetworkManager

NAT NetworkManager  
NetworkManager .

```
# systemctl disable NetworkManager
```

### firewalld

가

```
# systemctl disable firewalld
```

### selinux

```
# This file controls the state of SELinux on the system.
# SELINUX= can take one of these three values:
#   enforcing - SELinux security policy is enforced.
#   permissive - SELinux prints warnings instead of enforcing.
#   disabled - No SELinux policy is loaded.
SELINUX=disabled # <----- Disabled
# SELINUXTYPE= can take one of three two values:
#   targeted - Targeted processes are protected,
#   minimum - Modification of targeted policy. Only selected processes are
protected.
#   mls - Multi Level Security protection.
```

```
SELINUXTYPE=targeted
```

## EPEL

EPEL 가 .

```
# yum -y install  
https://dl.fedoraproject.org/pub/epel/epel-release-latest-7.noarch.rpm
```

( )

```
# yum -y update
```

```
# reboot
```

## Wok / Kimchi

<https://github.com/kimchi-project/kimchi>

가 .

```
# yum install  
https://github.com/kimchi-project/kimchi/releases/download/2.5.0/wok-2.5.0-0  
.el7.centos.noarch.rpm  
# yum install  
https://github.com/kimchi-project/kimchi/releases/download/2.5.0/kimchi-2.5.  
0-0.el7.centos.noarch.rpm
```

```
# systemctl enable wokd  
# systemctl start wokd
```

[https://hostname\\_or\\_ip:8001/](https://hostname_or_ip:8001/)

가



Language

Locale

OS

.

네트워크 이름

네트워크 유형

격리됨: 외부 네트워크 연결 없음

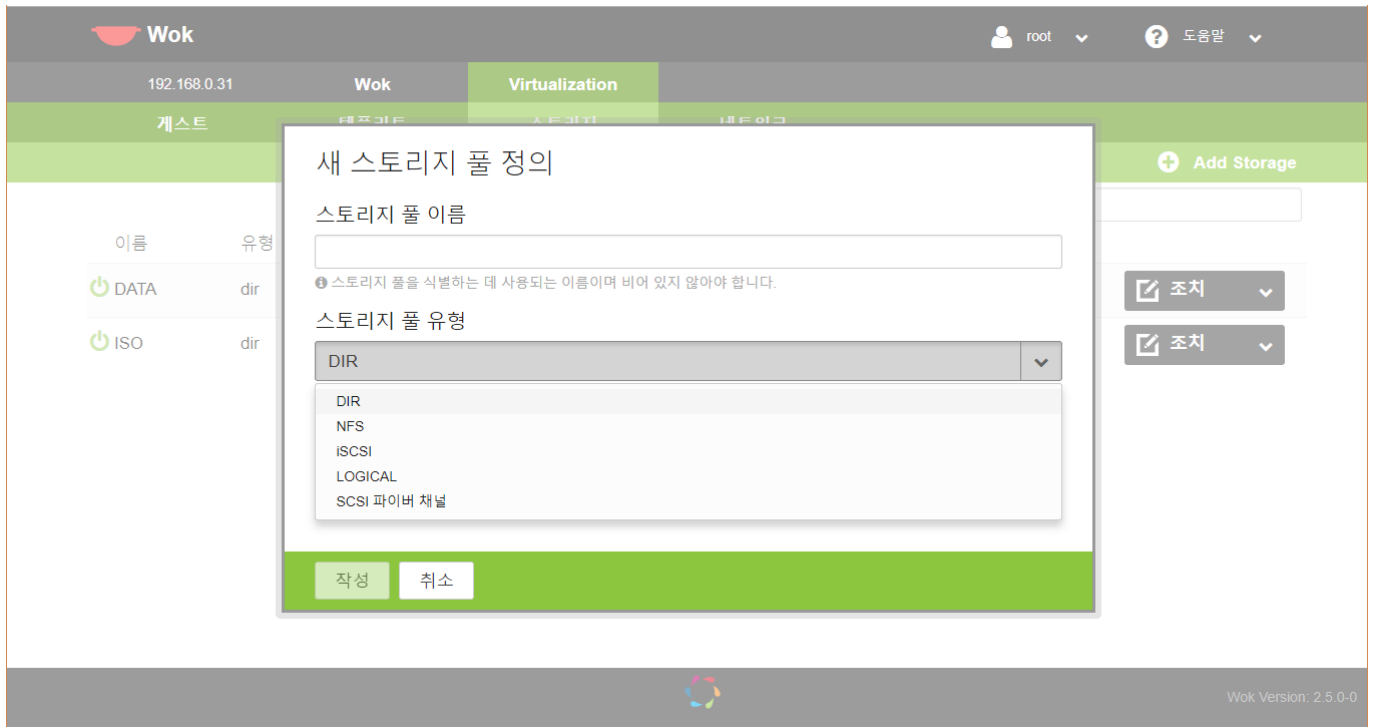
격리됨: 외부 네트워크 연결 없음  
 NAT: 아웃바운드 물리적 네트워크 연결만  
 Macvtap: Virtual machines are connected to physical network directly  
 Passthrough: Virtual machines are connected using a macvtap connection in passthrough mode.  
 VEPA: special mode where virtual machines are connected to a VEPA-enabled switch  
 Bridged: Virtual machines are connected through a network bridge

가 . KVM 가 가

네트워크 이름	네트워크 유형	인터페이스	Address Space
br-ex	bridge	kbenp0s31f6	192.168.0.0/24
default	nat	virbr0	192.168.122.0/24

가 Start, Stop

# VM

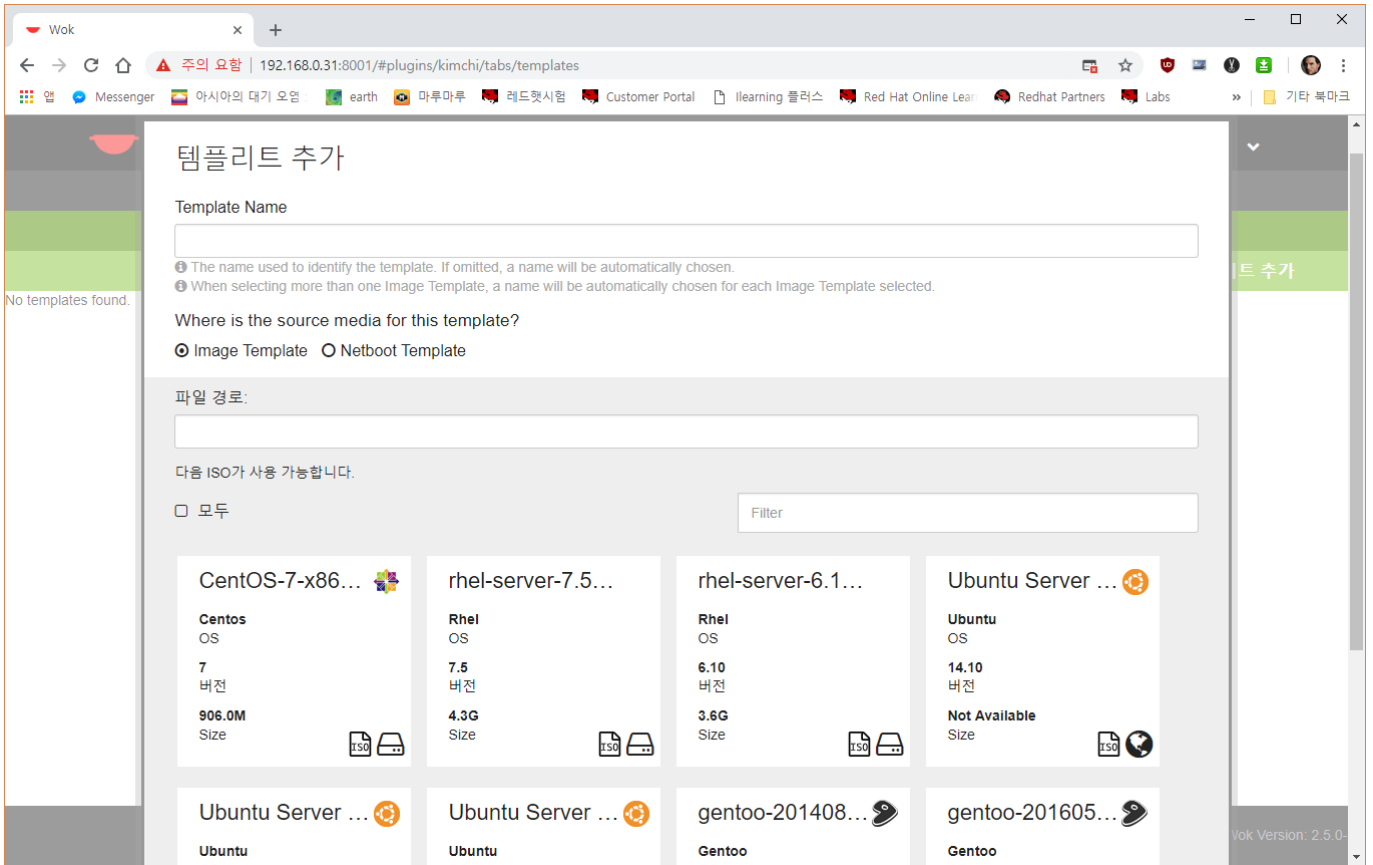


5가

가

VM

ISO



default

가 .

default

default


2.5 가 가 KBytes . UI  
GBytes KBytes .

`/usr/share/wok/plugins/kimchi/ui/js/kimchi.min.js` 4387 line

```

1024;
var sizeInMB = parseInt(settings['capacity']) * 1024 *
var sizeInGB = sizeInMB * 1024;
settings['capacity'] = sizeInGB;

```





From:

<https://atl.kr/dokuwiki/> - **AllThatLinux!**

Permanent link:

[https://atl.kr/dokuwiki/doku.php/kvm\\_-\\_wok\\_kimchi\\_manager?rev=1612427014](https://atl.kr/dokuwiki/doku.php/kvm_-_wok_kimchi_manager?rev=1612427014)



Last update: **2021/02/04 08:23**