

**KVM - Wok / Kimchi HTML5 Web Manager** ..... 3

**(On CentOS 7)** ..... 3

    NetworkManager ..... 3

    firewalld ..... 3

    selinux ..... 3

    EPEL ..... 4

    (        ) ..... 4

**Wok / Kimchi** ..... 4

    ..... 4

    ..... 5

    ..... 5

    ..... 7

    ..... 7

    ..... 8



# KVM - Wok / Kimchi HTML5 Web Manager

: <https://github.com/kimchi-project/kimchi>

Kimchi KVM HTML5 . 가 KVM  
KVM . Kimchi Wok . Kimchi libvirt  
KVM HTML5

## (On CentOS 7)

CentOS 7 가

### NetworkManager

NAT NetworkManager  
NetworkManager .

```
# systemctl disable NetworkManager
```

### firewalld

가

```
# systemctl disable firewalld
```

### selinux

```
# This file controls the state of SELinux on the system.
# SELINUX= can take one of these three values:
#   enforcing - SELinux security policy is enforced.
#   permissive - SELinux prints warnings instead of enforcing.
#   disabled - No SELinux policy is loaded.
SELINUX=disabled # <----- Disabled
# SELINUXTYPE= can take one of three two values:
#   targeted - Targeted processes are protected,
#   minimum - Modification of targeted policy. Only selected processes are
protected.
#   mls - Multi Level Security protection.
```

```
SELINUXTYPE=targeted
```

## EPEL

EPEL 가 .

```
# yum -y install  
https://dl.fedoraproject.org/pub/epel/epel-release-latest-7.noarch.rpm
```

( )

```
# yum -y update  
  
# reboot
```

## Wok / Kimchi

<https://github.com/kimchi-project/kimchi>

가 .

```
# yum install  
https://github.com/kimchi-project/kimchi/releases/download/2.5.0/wok-2.5.0-0  
.el7.centos.noarch.rpm  
# yum install  
https://github.com/kimchi-project/kimchi/releases/download/2.5.0/kimchi-2.5.  
0-0.el7.centos.noarch.rpm
```

```
# systemctl enable wokd  
# systemctl start wokd
```

[https://hostname\\_or\\_ip:8001/](https://hostname_or_ip:8001/) 가



Language

Locale

OS

.

네트워크 이름

네트워크 유형

격리됨: 외부 네트워크 연결 없음

격리됨: 외부 네트워크 연결 없음

NAT: 아웃바운드 물리적 네트워크 연결만

Macvtap: Virtual machines are connected to physical network directly

Passthrough: Virtual machines are connected using a macvtap connection in passthrough mode.

VEPA: special mode where virtual machines are connected to a VEPA-enabled switch

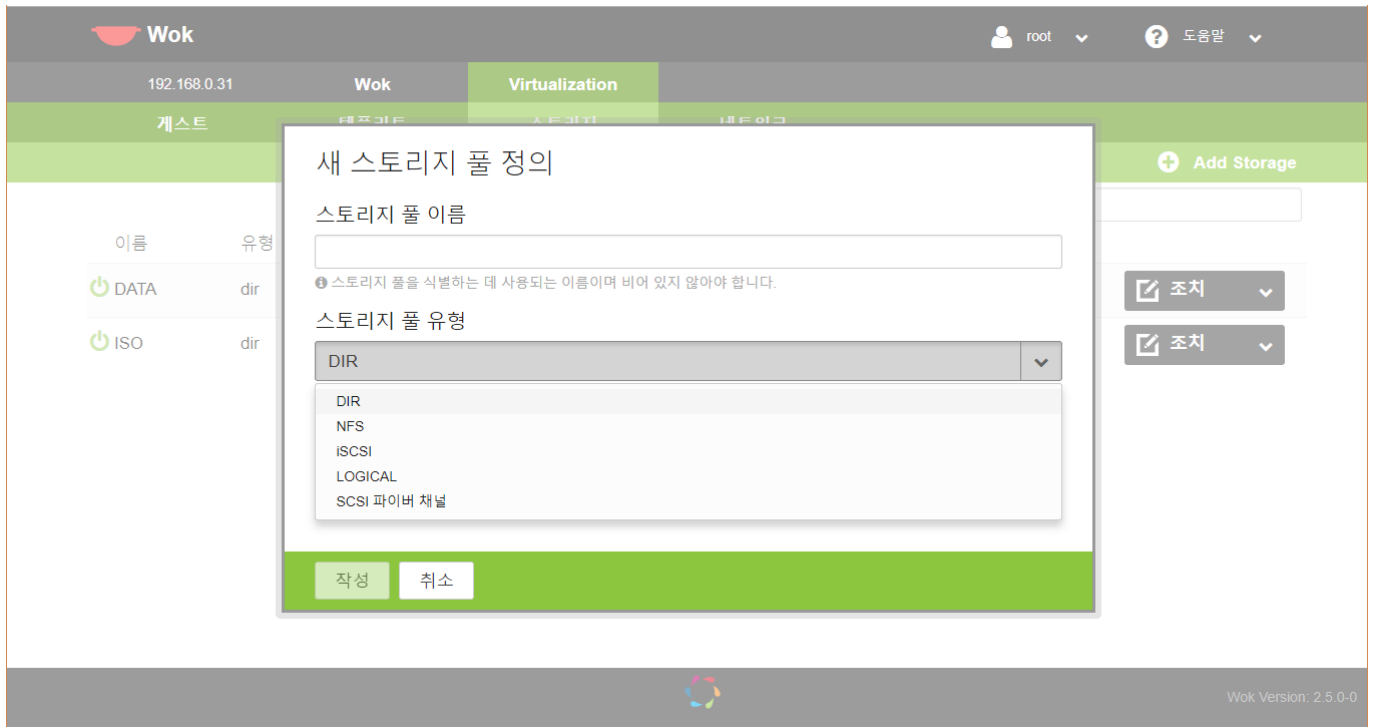
Bridged: Virtual machines are connected through a network bridge

가 . KVM 가 가

| 네트워크 이름 | 네트워크 유형 | 인터페이스       | Address Space    |
|---------|---------|-------------|------------------|
| br-ex   | bridge  | kbenp0s31f6 | 192.168.0.0/24   |
| default | nat     | virbr0      | 192.168.122.0/24 |

가 Start, Stop .

# VM

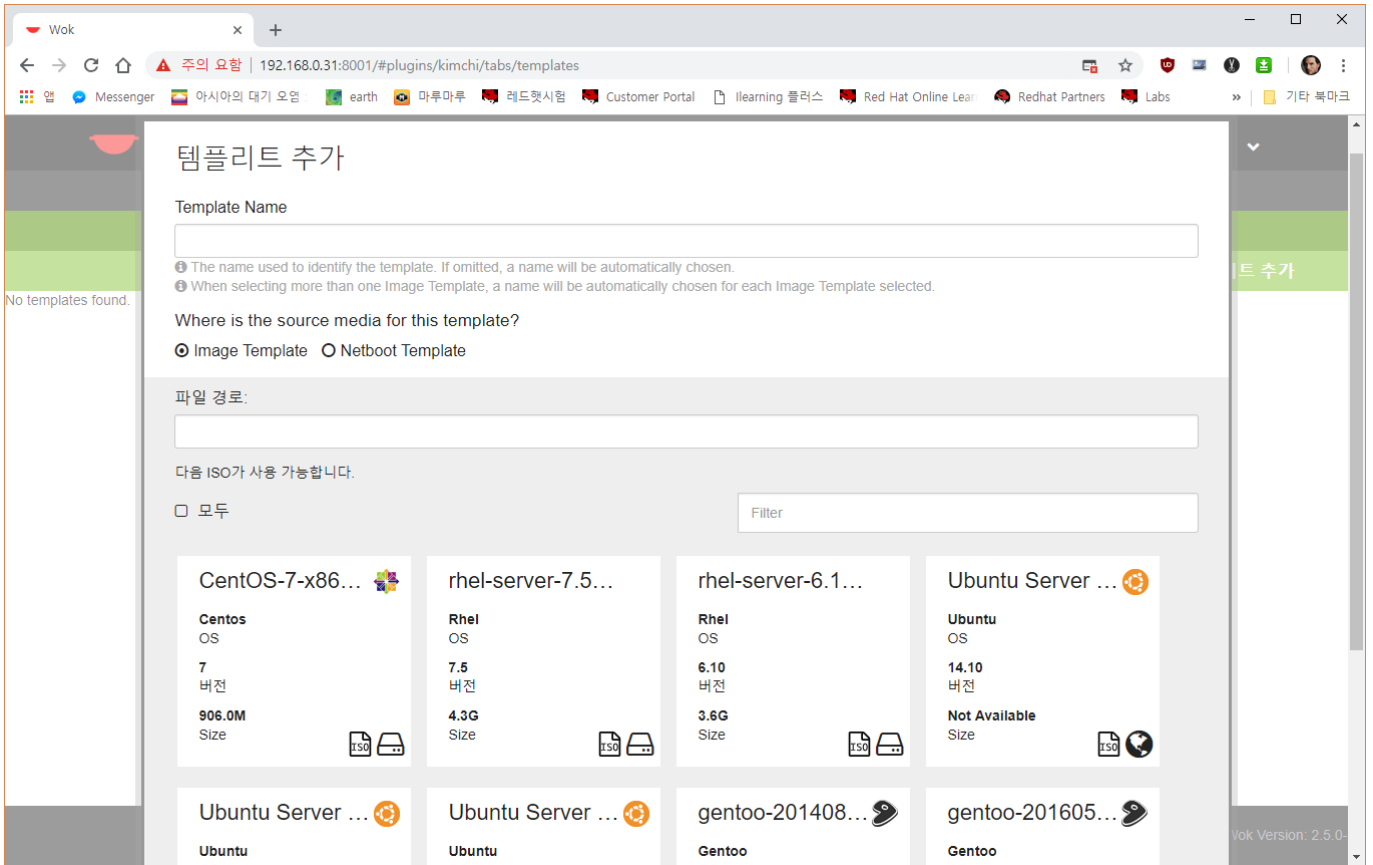



5가

가

VM

ISO



 default  
가 . default

2.5 가 가 KBytes . UI  
GBytes KBytes .

/usr/share/wok/plugins/kimchi/ui/js/kimchi.min.js 4387 line

```
1024; var sizeInMB = parseInt(settings['capacity']) * 1024 *  
var sizeInGB = sizeInMB * 1024;  
settings['capacity'] = sizeInMB;
```



From:

<https://atl.kr/dokuwiki/> - **AllThatLinux!**

Permanent link:

[https://atl.kr/dokuwiki/doku.php/kvm\\_-\\_wok\\_kimchi\\_manager?rev=1612426977](https://atl.kr/dokuwiki/doku.php/kvm_-_wok_kimchi_manager?rev=1612426977)



Last update: **2021/02/04 08:22**